

## ALTA WEST CAPITAL - ESTABLISHED 1991

Alta West Mortgage Capital Corporation (Alta West Capital), as investment fund manager of AWM Diversified MIC, is an established industry leader in residential mortgage portfolio management and has managed risk and optimized returns for investors through many economic cycles and housing markets. Alta West Capital is one of the few alternative lenders that fund short-term residential mortgages across Canada. Our investment objective is to preserve shareholder capital and deliver consistent monthly returns.

### 2024-2025 AWM DIVERSIFIED MIC FISCAL YEAR (Apr 1, 2024 - Mar 31, 2025)

**8.97%\***

NET ANNUALIZED RETURN

**9.34%\***

COMPOUNDED NET ANNUALIZED RETURN

\*Past performance is no guarantee of future results. Actual performance will vary.

## WHAT ARE THE UNIQUE ADVANTAGES OF AWM DIVERSIFIED MIC?

### RATE SINCE INCEPTION

8.32% annualized

### FUND PERFORMANCE

No negative yield since inception in 2004.

### INVESTMENT POLICY

We offer semi-monthly buy-ins, monthly distributions and a monthly redemption policy.

### TRANSPARENT FEES

2% per annum of outstanding share capital, calculated and payable monthly, not charged on leveraged capital. This is equivalent to 1.4% per annum if calculated on total AUM (average fiscal year 2025). Alta West Capital does not charge EMD or Treasury fees.

### ASSET BACKED SECURITY

The AWM Diversified MIC loan portfolio consists of 99% residential properties (no land development) focused on major urban areas across AB, BC, and ON.

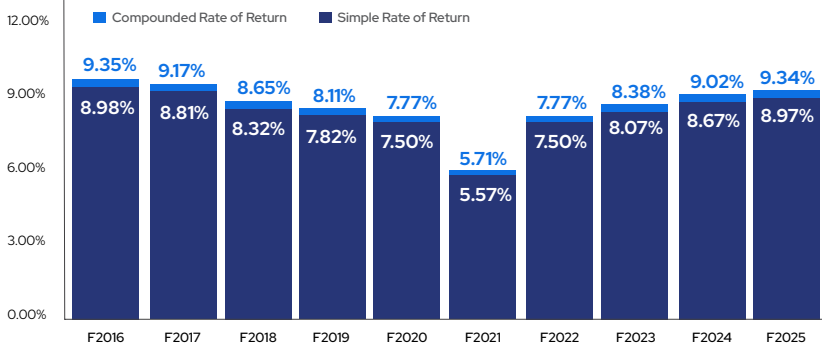
### CANADIAN MANAGER

We are focused exclusively on Canadian assets and investors.

## MONTHLY NET PERFORMANCE FOR AWM DIVERSIFIED MIC (FISCAL YEAR)

	APR	MAY	JUN	JUL	AUG	SEPT	OCT	NOV	DEC	JAN	FEB	MAR
<b>2025-2026</b>	0.70%	0.70%	0.69%	0.68%	0.68%	0.67%	0.67%	0.66%	0.65%			
<b>2024-2025</b>	0.73%	0.73%	0.75%	0.77%	0.77%	0.77%	0.75%	0.75%	0.75%	0.74%	0.73%	0.72%

### AVERAGE 10-YEAR PERIOD: NET ANNUAL RETURN 8.02%, COMPOUNDED RETURN 8.33%



\*The above are net annualized yields earned by investors in the AWM Diversified MIC fiscal year, after the deduction of all management fees and operating expenses. The MIC has a fiscal year from April 1 to March 31 and pays dividends on a monthly basis (compounded rate of return). These yields may not be indicative of future returns as the MIC is subject to a variety of risks beyond management's control. Important information regarding these investments is set out in the Fund Information Document, which should be reviewed prior to investing.

**\$240M**

ASSETS UNDER MANAGEMENT<sup>1</sup>

**906**

NUMBER OF MORTGAGES

**68%**

WEIGHTED LOAN-TO-VALUE (LTV)<sup>2</sup>

**\$265K**

AVG. MORTGAGE LOAN SIZE

<sup>1</sup>Figures as of December 31, 2025

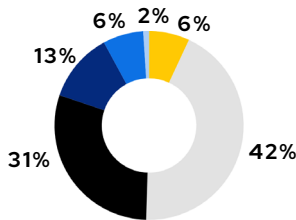
**<0.3%**

5 YR AVG. LOAN LOSS AS % OF AUM

**<2%**

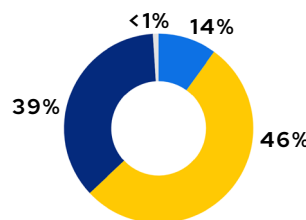
LARGEST LOAN AS % OF AUM

### Loan Size<sup>3</sup>



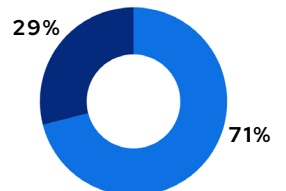
■ \$0 - \$100,000 ■ \$100,001 - \$500,000 ■ \$500,001 - \$1,000,000  
■ \$1,000,001 - \$1,500,000 ■ \$1,500,001 - \$2,000,000 ■ \$2,000,001 and greater

### Loan By Province<sup>3</sup>



■ AB ■ BC ■ ON ■ MB

### Mortgage Type<sup>3</sup>



■ 1st Mortgage ■ 2nd Mortgage

<sup>1</sup> Value of mortgages in the fund. <sup>2</sup> Calculated as mortgage amount divided by the value of the property secured at time of origination. The properties included in the weighted LTV calculation are of similar property types as 99% of assets under management are residential properties with the remaining being retail or mixed-use retail/residential properties. <sup>3</sup> Based on dollar amount of the portfolio. Figures may not sum due to rounding. Figures as of December 31, 2025

**MINIMUM INVESTMENT**

\$10,000

**TRUSTEES**

Olympia Trust Company

**INCEPTION**

June 2004

**FISCAL YEAR END**

March 31

**FUNDSEV CODE**

BEL 1801

**REGISTERED FUNDS ELIGIBLE**

RRSP, RRIF, RESP, TFSA, FHSA, LIRA, LIF,  
SPOUSAL RRSP

**DISTRIBUTED UNDER  
EXEMPTIONS**

Permitted Investor  
Accredited Investor  
Family, Friends & Business Associates

**PURCHASE FREQUENCY\***

15th and last day of the month  
Last day of the month only for registered plans

**DIVIDEND DISTRIBUTIONS**

Dividends are distributed monthly. Dividends paid to shareholders are taxed as interest income.

**FINANCIAL LEVERAGE**

Up to \$125,000,000

**AUDITOR**

Czechowsky, Graham & Hanevelt  
Chartered Accountants

**LEGAL ADVISORS**

Osler, Hoskin & Harcourt LLP

\*If the 15th or last day of the month falls on a weekend, the closing will occur on the next business day

**DISCLAIMER**

Alta West Capital is registered as an Exempt Market Dealer ("EMD"), Restricted Portfolio Manager ("RPM") and Investment Fund Manager ("IFM") in the province of Alberta. The firm is also registered in the provinces of British Columbia, Ontario, Manitoba, Saskatchewan and Yukon as an EMD. This information is directed only to residents of those provinces. For more information, contact Investor Relations at (403) 254-9075 ext. 4218 or by email at [investor.relations@awcapital.ca](mailto:investor.relations@awcapital.ca). This communication is only directed at persons in these jurisdictions. Alta West Capital holds a mortgage broker license in British Columbia, Alberta and Ontario. Alta West Capital holds a mortgage broker license in British Columbia, a mortgage brokerage license in Alberta and Ontario, as well as a mortgage administration license in Ontario. FSRA Brokerage License 12633, FSRA Mortgage Admin License 12634.

The information contained herein is for general information purposes and is not intended to be a solicitation. Important information regarding this security is set out in the offering document of each MIC fund, which should be reviewed prior to investing. Please contact us for a copy of this document.

The information contained herein is current to the date indicated in this AWM Diversified MIC brochure. Neither Alta West Capital nor AWM Diversified MIC assumes any obligation to notify the reader of any changes. Past performance is no guarantee of future results. Actual future performance may vary from historic performance as the MICs are subject to a variety of risks beyond management's control. To read the full disclaimer, click [HERE](#) or visit [awcapital.ca](http://awcapital.ca).

**CONTACT US**

T 1.403.254.9075 EXT. 4218  
E [investor.relations@awcapital.ca](mailto:investor.relations@awcapital.ca)  
[awcapital.ca](http://awcapital.ca)